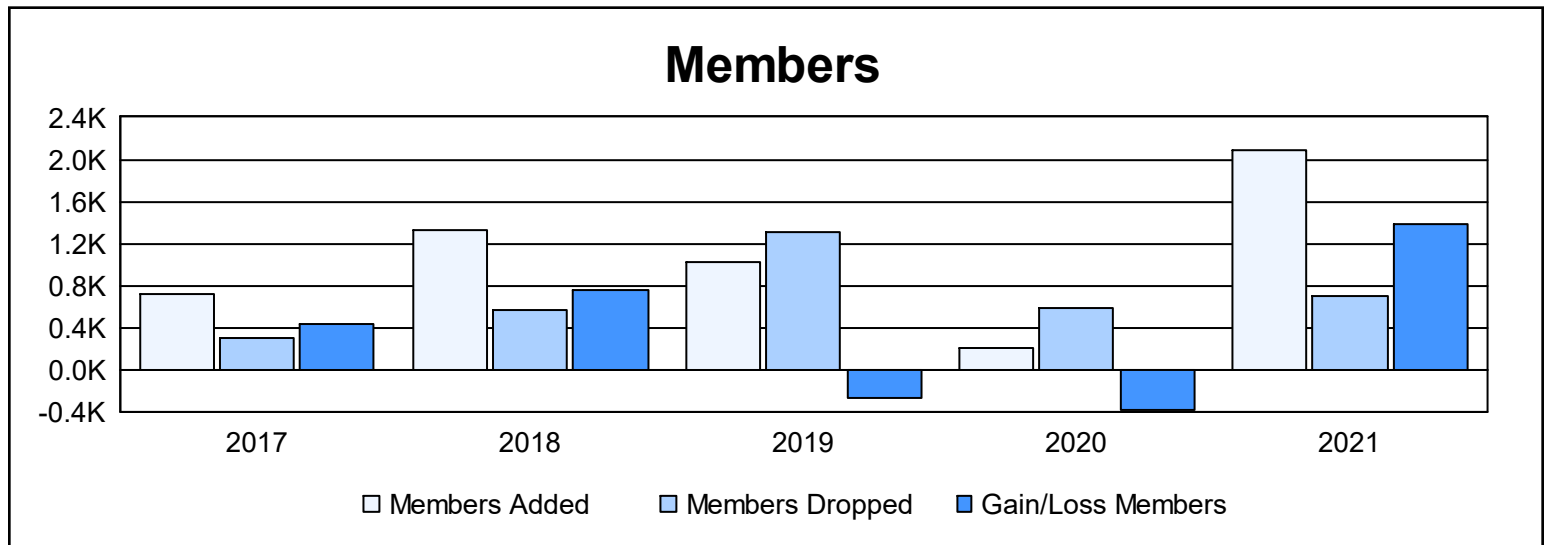
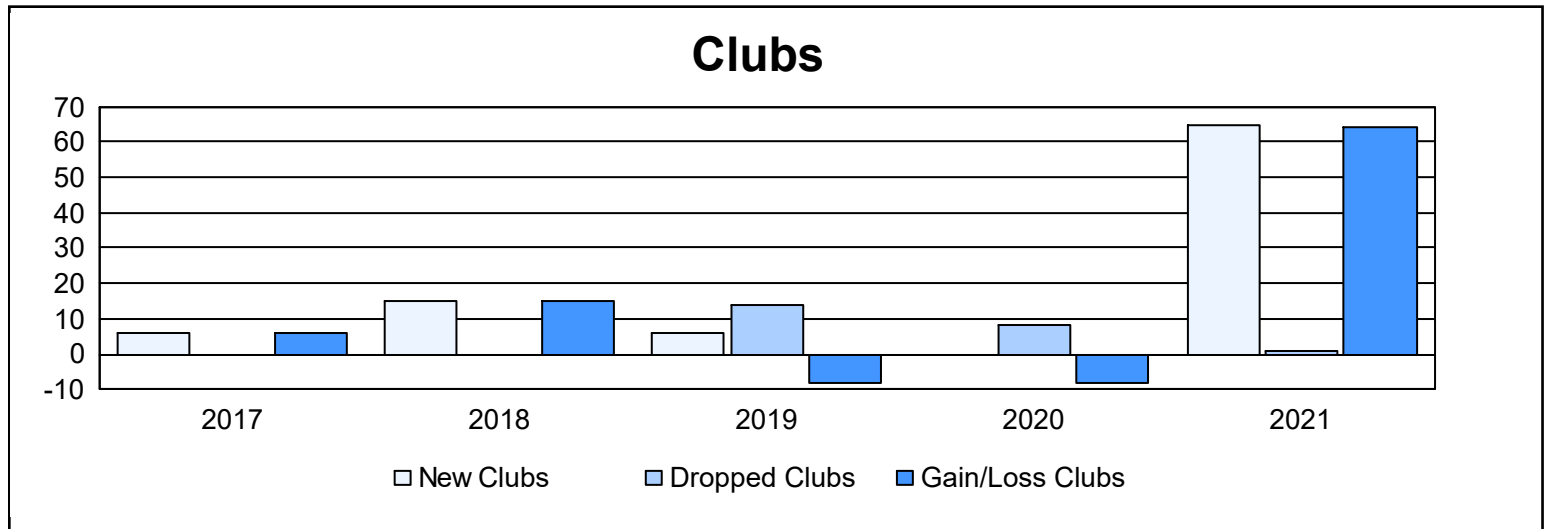
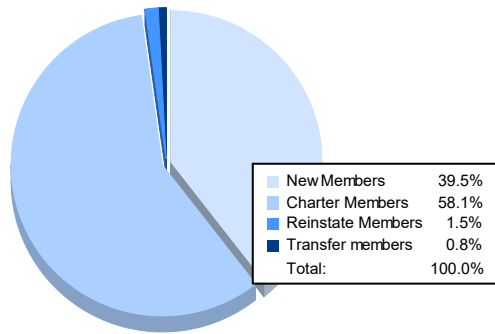


Year	New Clubs	Dropped Clubs	Gain/ Loss Clubs	New Members	Charter Members	Reinstate Members	Transfer Members	Total Member Added	Total Members Dropped	Gain/ Loss Members
2016-2017	6	0	6	573	131	12	8	724	293	431
2017-2018	15	0	15	855	443	21	4	1,323	564	759
2018-2019	6	14	-8	755	221	41	10	1,027	1,306	-279
2019-2020	0	8	-8	132	28	42	7	209	586	-377
2020-2021	65	1	64	823	1,210	32	16	2,081	699	1,382
<b>Average</b>	<b>18</b>	<b>5</b>	<b>14</b>	<b>628</b>	<b>407</b>	<b>30</b>	<b>9</b>	<b>1,073</b>	<b>690</b>	<b>383</b>



### Membership Composition June 2021 Cumulative



### Gender Composition June 2021 Cumulative

